

SHOWCASE HOME | YASMINE

Street Address: 5335 SW Pomegranate Way

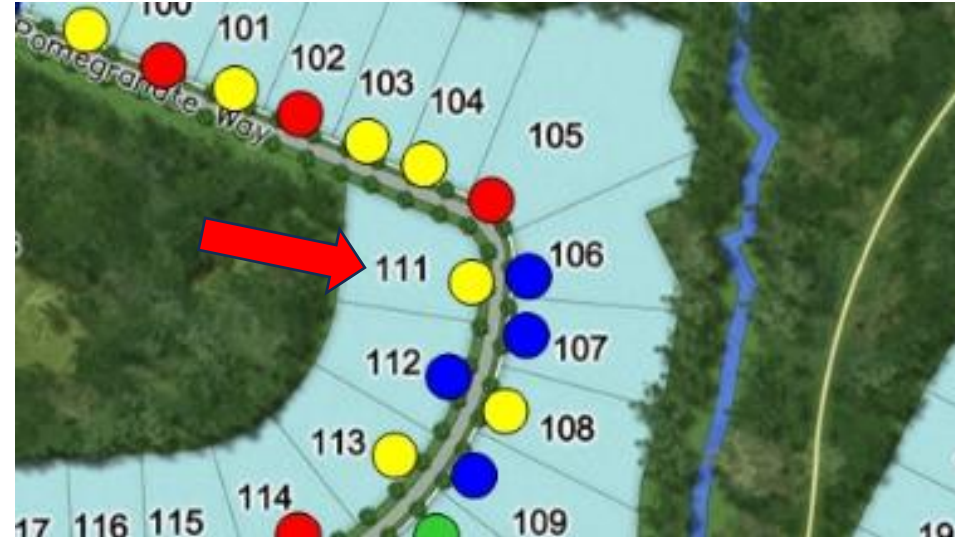
A/C Sq. Ft.: 5132

Bedrooms: 5

Bathrooms: 5 1/2

Move-In Date: October 2024

CANOPY CREEK



ELEVATION: A

HOMESITE: 0111

Canopy Creek | 12345 Main Street, Community Town, FL, 12345



© 2022. Prices, homesites, amenities, home designs, square footage and other information subject to errors, changes, omissions, deletions, availability, prior sales and withdrawal at any time without notice. Square footage numbers are approximate and may vary depending on the standard measurement used. Photos and/or drawings of homes may show upgraded landscaping and may not represent the lowest priced homes in the community. All renderings and floorplans in these materials are an artist's conceptual drawings and will vary from the actual plans and homes as built. CGCI509406

KOLTERHOMES®



SHOWCASE HOME FLOORPLAN

THE YASMINE



SHOWCASE HOME FEATURE HIGHLIGHTS

KITCHEN DETAILS

- UNDER KITCHEN CABINET LIGHTING
- CABINET CROWN MOLDING
- SECOND TIER CABINETRY
- 3" WATERFALL EDGE
- FULL HEIGHT QUARTZ BACKSPLASH
- DOUBLE TRASH PULLOUT
- DECORATIVE ISLAND PANELS
- MONOGRAM BUILT IN APPLIANCES


Canopy Creek | 12345 Main Street, Community Town, FL, 12345



©2022. Prices, homesites, amenities, home designs, square footage and other information subject to errors, changes, omissions, deletions, availability, prior sales and withdrawal at any time without notice. Square footage numbers are approximate and may vary depending on the standard measurement used. Photos and/or drawings of homes may show upgraded landscaping and may not represent the lowest priced homes in the community. All renderings and floorplans in these materials are an artist's conceptual drawings and will vary from the actual plans and homes as built. CGC1508406

KOLTERHOMES[®]

SHOWCASE HOME DESIGNER FEATURES | KITCHEN



**CABINETS
SALEM NORDIC**



HARDWARE 625-160MB



**MOEN NIO
MATTE BLACK**




**COUNTERTOPS & BACKSPLASH
CAMBRIA SMITHFIELD**



**DRIFTWOOD COLLECTIVE
BEACHWOOD**

SHOWCASE HOME DESIGNER FEATURES | OWNERS BATH



**CABINETS
SALEM DRIZZLE**



HARDWARE 625-160CH



**MOEN DOUX 8"
CHORME**



**COUNTERTOPS
CAMBRIA SANDGATE**



**BATHROOM FLOOR
TIMES SQUARE WHITE PL 24X24**



**SHOWER WALL
SERENDRA LUNA PL 12X24**



**SHOWER FLOOR
WINTER FORST 2" HEX**

SHOWCASE HOME DESIGNER FEATURES | BATH 2



**CABINETS
TAMARIND WHITECAP**




HARDWARE 625-160CH



**MOEN VOSS
8" CHROME**



**COUNTERTOPS
CAMBRIA HERMITAGE**



**TUB WALL
CONESSA ORO MT**



**SHOWER FLOOR
CONESSA ORO 12X24**

SHOWCASE HOME DESIGNER FEATURES | BATH 4



**CABINETS
TAMARIND WHITECAP**



HARDWARE 625-160CH




**MOEN VOSS
8" CHROME**



**COUNTERTOPS
CAMBRIA HERMITAGE**



**SHOWER WALL &
BATHROOM FLOOR
CONESSA ORO 12X24**



**SHOWER FLOOR
CONESSA ORO
HERRINGBONE**

SHOWCASE HOME DESIGNER FEATURES | BATH 5




**CABINETS
TAMARIND DRIZZLE**



HARDWARE 625-160PC




**MOEN VOSS
8" CHROME**



**COUNTERTOPS
DAL WHITE ICE**



**SHOWER WALL & BATHROOM FLOOR
CONTESSA DAMA MT**



**SHOWER FLOOR
CONTESSA DAMA MT
HERRINGBONE**

SHOWCASE HOME DESIGNER FEATURES | BATH 6




**CABINETS
TAMARIND DRIZZLE**



HARDWARE 625-160PC




**MOEN VOSS
8" CHROME**



**COUNTERTOPS
DAL WHITE ICE**




**SHOWER WALL & BATHROOM FLOOR
CONESSA DAMA MT**



**SHOWER FLOOR
CONESSA DAMA MT
HERRINGBONE**

SHOWCASE HOME DESIGNER FEATURES | POWDER BATH




**CABINETS
SALEM NORDIC**



HARDWARE 625-160MB



**MOEN DOUX
MATTE BLACK**



**COUNTERTOPS
DAL INDEPENDENCE CALACATTA**



**DRIFTWOOD COLLECTIVE
BEACHWOOD**