

SHOWCASE HOME | WILLOW

Street Address: 5455 SW Pomegranate Way

A/C Sq. Ft.: 4002

Bedrooms: 3

Bathrooms: 3.5

Move-In Date: July 2024

CANOPY CREEK



ELEVATION: D



HOMESITE: 0116

Canopy Creek | 12345 Main Street, Community Town, FL, 12345



©2022. Prices, homesites, amenities, home designs, square footage and other information subject to errors, changes, omissions, deletions, availability, prior sales and withdrawal at any time without notice. Square footage numbers are approximate and may vary depending on the standard measurement used. Photos and/or drawings of homes may show upgraded landscaping and may not represent the lowest priced homes in the community. All renderings and floorplans in these materials are an artist's conceptual drawings and will vary from the actual plans and homes as built. CGC1509406

KOLTERHOMES®



SHOWCASE HOME FLOORPLAN

THE WILLOW

Canopy Creek | 12345 Main Street, Community Town, FL, 12345



©2022. Prices, homesites, amenities, home designs, square footage and other information subject to errors, changes, omissions, deletions, availability, prior sales and withdrawal at any time without notice. Square footage numbers are approximate and may vary depending on the standard measurement used. Photos and/or drawings of homes may show upgraded landscaping and may not represent the lowest priced homes in the community. All renderings and floorplans in these materials are an artist's conceptual drawings and will vary from the actual plans and homes as built. CGC1509406

KOLTERHOMES®

SHOWCASE HOME FEATURE HIGHLIGHTS

KITCHEN DETAILS

- CABINET CROWN MOLDING
- SECOND TIER CABINETS
- 3" ISLAND WATERFALL
- DOUBLE TRASH PULLOUT
- MONOGRAM BUILT IN APPLIANCES
- DECORATIVE ISLAND PANELS
- UNDER KITCHEN CABINET LIGHTING
- FARMHOUSE SINK

DESIGNER FEATURES

4 FT GARAGE EXTENSION
4 FT HOUSE EXTENSION
SUMMER KITCHEN
FREE STANDING SOAKING TUB
WET BAR GREAT ROOM
CABANA BATH OUTSIDE

SHOWCASE HOME DESIGNER FEATURES | KITCHEN



**CABINETS
KEELIE WHITE CAP**



HARDWARE 625-160SN



**MOEN STO
SPOT RESISTANT
STAINLESS**




**COUNTERTOPS & BACKSPLASH
DAL INDEPENDENCE CALACATTA**



**DRIFTWOOD
COLLECTIVE
GULF SAND**

SHOWCASE HOME DESIGNER FEATURES | OWNERS BATH



**CABINETS
SALEM NORDIC**



HARDWARE 625-160SN



**COUNTERTOPS
CAMBRIA SWANBRIDGE**



**BATHROOM FLOOR
VARA VARZO POLISHED 24X24**



**MOEN ALIGN
BRUSHED NICKEL**



**SHOWER WALL
TIMES SQUARE WHITE PL
12X24**



**SHOWER FLOOR
WINTER FROST 2" HEX**

SHOWCASE HOME DESIGNER FEATURES | BATH 2



**CABINETS
TAMARIND
DRIZZLE**



HARDWARE 625-160SN



**COUNTERTOPS
CAMBRIA TORQUAY**




**SHOWER WALL
CATCH ICE GLOSSY 4X16**



**MOEN ALIGN
SIGLE LEVER BRUSHED
NICKEL**



**BATHROOM FLOOR
SERENDRA LUNA
MATTE 12X24**



**SHOWER FLOOR
IMPACT GRAY 2" HEX**

SHOWCASE HOME DESIGNER FEATURES | BATH 3




**CABINETS
TAMARIND
DRIZZLE**



HARDWARE 625-160SN



**MOEN ALIGN
SIGLE LEVER BRUSHED
NICKEL**




**COUNTERTOPS
DAL MORNING FROST**



**BATHROOM FLOOR
SERENDRA LUNA MATTE
12X24**




**SHOWER WALL
CATCH GRAY
GLOSSY 4X16
HERRINGBONE**



**SHOWER FLOOR
WHITE PENNYROUNDS**

SHOWCASE HOME DESIGNER FEATURES | POWDER BATH



**CABINETS
SALEM DRIZZLE**



HARDWARE 625-160SN



**MOEN ALIGN
SIGLE LEVER BRUSHED
NICKEL**



**COUNTERTOPS
CAMBRIA SWANBRIDGE**



**DRIFTWOOD
COLLECTIVE
GULF SAND**