

SHOWCASE HOME | Priscilla

KOLTER HOMES®

Street Address: 13553 SW Shinnecock Drive

A/C Sq. Ft.: 2,554

Bedrooms: 3

Bathrooms: 3

Move-In Date: December 2025



ELEVATION: C

Exterior Color Package C4 - Exterior Body: SW 6176 Livable Green - Garage Door, Trim, Fascia & Faux Hardie: SW 7005 Pure White- Front Entry Door: SW 7076 Cyberspace - Shutters: Bonze - Roof Color: Eagle - Belair, Royal Palm 4516 - Paver Color: 4x8 Slate

Exterior Color Package: Herringbone - Windows: White - Gutters: Cream.



HOMESITE: 04.158



©2022. Prices, homesites, amenities, home designs, square footage and other information subject to errors, changes, omissions, deletions, availability, prior sales and withdrawal at any time without notice. Square footage numbers are approximate and may vary depending on the standard measurement used. Photos and/or drawings of homes may show upgraded landscaping and may not represent the lowest priced homes in the community. All renderings and floorplans in these materials are an artist's conceptual drawings and will vary from the actual plans and homes as built. CGC1509406

KOLTERHOMES®



SHOWCASE HOME FLOORPLAN

THE PRISCILLA

3 Bedroom, Study, 3 Bath, Great Room, Extended Covered Lanai and Owner's Suite and 3-Car Garage



SHOWCASE HOME FEATURE HIGHLIGHTS

KITCHEN DETAILS

- Chef Kitchen Package C Monogram Appliance Package
- 36" Designer Wall Mount Hood
- Kitchen-Second Tier Upper Cabinet Level 5
- Kitchen - Quartz 3CM Level 3
- Kitchen - Quartz 3"
- Kitchen - Quartz-Level 3 Delete Backsplash
- Moen Single Bowl Undermount Granite Sink - White


DESIGNER FEATURES

- OWNERS SUITE-Laminate Wood Floor (Level 1) – Flooring includes shoe molding Mohawk – Castle Cove – Sand Pearl Oak Install: Front to Back
- Owners Walk-In Closet – Tile – (Level 4) Emser – Sabe Ivory 12x23 #5001 Alabaster – Mapei Ultracolor Plush Install Front to Back Straight
- Laminate Wood Flooring on Main Living Areas
- 12' Wide x 10' Tall Sliding Glass Door (No Transom Above)
- Shower ILO Bath 3
- 3 Car Garage
- Customer Outdoor Summer Kitchen
- Chef Kitchen Cabinet & Appliance Configuration



SHOWCASE HOME DESIGNER FEATURES | KITCHEN

CABINETS
Salem – White Cap



COUNTERTOP QUARTZ



BACKSPLASH
Passion – Blanco
3x8



FLOORING



PENDENT LIGHTS



Lorin Collection One-Light Metal Pendant Light

**CABINET
HARDWARE**



BP36873-CZ

FAUCET
Cia – Brushed Gold




SINK
Stainless Steele



SHOWCASE HOME DESIGNER FEATURES | LAUNDRY

CABINETS
Salem – White Cap



COUNTERTOP QUARTZ



FLOORING



FAUCET
Brushed Nickel



**CABINET
HARDWARE**



BP36873-CZ

SINK
Stainless Steele



SHOWCASE HOME DESIGNER FEATURES | OWNERS BATH

CABINETS
Salem – White Cap



COUNTERTOP QUARTZ



FLOORING



WALL TILE
Contra – Demi White



SHOWER FLOOR
Source – Pure White
1" hexagon



**CABINET
HARDWARE**




BP36873-CZ

PLUMBING
Cia – Brushed Gold



SHOWCASE HOME DESIGNER FEATURES | BATH #2

CABINETS
Salem – White Cap



COUNTERTOP QUARTZ



FLOORING



WALL TILE



PLUMBING
Cia – Brushed Gold



**CABINET
HARDWARE**




BP36873-CZ



SHOWCASE HOME DESIGNER FEATURES | BATH #3

CABINETS
Salem – White Cap



COUNTERTOP QUARTZ



FLOORING



WALL TILE
Terramor – Bianco Honed
12x24



SHOWER FLOOR
Source – Pure White
1" hexagon



**CABINET
HARDWARE**



BP36873-CZ

PLUMBING
Cia – Brushed Gold

