

SHOWCASE HOME | SYDNEY



Street Address:	TBD Ballyfin Way, Newnan, GA 30263		
A/C Sq. Ft.:	2,809		
Bedrooms:	3	Bathrooms:	3.5
		Move-In Date:	10/2025



ELEVATION: BH - Craftsman



HOMESITE: 1.131

Exterior Color Package: 16; Siding: Light French Gray; Trim: Snowbound; Accent: Needlepoint Navy

SHOWCASE HOME FEATURE HIGHLIGHTS

KITCHEN DETAILS

- 30" GE Profile Gas Cooktop
- 30" Pro-Style Canopy Hood
- Cabinet Cove Crown Moulding
- Lormand Maple Icy Avalanche Cabinets
- Silestone Quartz Countertops
- EVP Flooring
- Pendant Lighting
- Under Cabinet Lighting
- Stainless Steel Single Bowl Undermount Sink

DESIGNER FEATURES

- 4' Garage Extension w/ 3-Car Configuration
- Dry Bar at Owner's Entry
- Decora Rocker Light Switches
- Additional LED Lights in Great Room, Flex Room, and Owner's Suite
- Frameless Shower Enclosure in Owner's Bath




SHOWCASE HOME DESIGNER FEATURES | KITCHEN



**LORMAND MAPLE
ICY AVALANCHE**



**TRANSITIONAL PULL
BP821128-CHBRZ**



**SEAPORT SUEDE
SILESTONE**



**WINTER FROST OVAL
EMSER TILE**



**MOEN CIA
BRUSHED GOLD**



**PARKHURST
PROGRESS LIGHTING**



**POLARIS DRIFTWOOD
SHAW EVP**




SHOWCASE HOME DESIGNER FEATURES | OWNER'S BATH



**LORMAND MAPLE
MOONSTONE**



**TRANSITIONAL PULL
BP82196-CHBRZ**



**POBLENOU SUEDE
SILESTONE**



**ELARA PROGRESS
LIGHTING**



**TECHNIQUE IVORY
EMSER TILE**



**MOEN VOSS
BRUSHED GOLD**



**PASSION BLANCO
EMSER TILE**



**TALENTO ORO EMSER
TILE**



**SOURCE WHITE EMSER
TILE**

SHOWCASE HOME DESIGNER FEATURES | BATH 2 & 3



**LORMAND MAPLE
WHITE**



**TRANSITIONAL PULL
BP82196-CHBRZ**




**OCEAN JASPER
SILESTONE**



**ELARA PROGRESS
LIGHTING**




**MOEN VOSS
BRUSHED GOLD**



**NOBLEZA ASTORGA
EMSER TILE**

SHOWCASE HOME DESIGNER FEATURES | POWDER



**LORMAND MAPLE
ICY AVALANCHE**



**TRANSITIONAL PULL
BP82196-CHBRZ**



**PARISIEN BLEU
SILESTONE**



**ELARA PROGRESS
LIGHTING**




**MOEN VOSS
BRUSHED GOLD**




**POLARIS DRIFTWOOD
SHAW EVP**

SHOWCASE HOME DESIGNER FEATURES | GENERAL



**DRIFT OF MIST SW9166
INTERIOR PAINT**




**MESQUITE FALLS SCOTCH
MIST SHAW CARPET**



**POLARIS DRIFTWOOD
SHAW EVP**



SHOWCASE HOME DESIGNER FEATURES | EXTERIOR



SCHEME 16

- 1 Siding
- 2 Trim
- 3 Accent

SW 0055 Light French Gray
SW 7004 Snowbound
SW 0032 Needlepoint Navy

