

SHOWCASE HOME | CAROLINE

Street Address: 4946 Rivo Alto Circle

A/C Sq. Ft.: 1,724

Bedrooms: 3

Bathrooms: 2

Price: See Listing

Move-In Date: See Listing



PALM BEACH AT WESTLAKE



ELEVATION: C- Coastal

HOMESITE: 5.689

Cresswind Palm Beach: 5287 Siesta Key Lane, Westlake, FL 33470



© 2022. Prices, homesites, amenities, home designs, square footage and other information subject to errors, changes, omissions, deletions, availability, prior sales and withdrawal at any time without notice. Square footage numbers are approximate and may vary depending on the standard measurement used. Photos and/or drawings of homes may show upgraded landscaping and may not represent the lowest priced homes in the community. All renderings and floorplans in these materials are an artist's conceptual drawings and will vary from the actual plans and homes as built. CGC1509406





SHOWCASE HOME FLOORPLAN

Caroline

3 Bedrooms, 2 Baths, Double Walk in Closet in Primary Bedroom.
 Garden View Homesite
 Chef's Kitchen with cooktop and built in wall oven and microwave.
 Upgraded White Kitchen Cabinets with soft close doors and drawers
 Quartz Countertops in Kitchen and both Bathrooms
 Fully equipped laundry room with cabinets and sink
 12 X 24 tile in Main Living Area and Baths
 Laminate Flooring in Primary Suite

Cresswind Palm Beach | 5615 St. Armands Way, Westlake, FL 33470



SHOWCASE HOME DESIGNER FEATURES | KITCHEN & MAIN FLOORING



**KITCHEN CABINET
SALEM WHITE CAP**



**KITCHEN HARDWARE
BRUSHED NICKEL
HARDWARE**



**KITCHEN
BACKSPLASH WHITE
LINEAR GLASS**



**MAIN LIVING REV WOOD
TREFFOR HEIRLOOM OAK**



**KITCHEN FAUCET
ARBOR CHROME**



**KITCHEN QUARTZ
COUNTERTOP PENDLE
HILL**




**SHERWIN WILLIAMS
SW7006 EXTRA WHITE**

Cresswind Palm Beach | 5615 St. Armands Way, Westlake, FL 33470



SHOWCASE HOME DESIGNER FEATURES | OWNER'S BATH



**OWNERS BATH
CABINETS
SALEM WHITE CAP**



**HARDWARE
CHROME KNOB**



**OWNERS QUARTZ
COUNTERTOP WHITE
ICE**



**OWNERS SHOWER WALL
12X24 SERENDRA LUNA
POLISHED**



OWNERS FAUCET 8" MOEN CHROME



**OWNERS MAIN FLOOR
12x24 SERENDRA LUNA
POLISHED**



**SHOWER FLOOR
2X2 TO MATCH
MATTE**

SHOWCASE HOME DESIGNER FEATURES | BATH 2




**BATH 2 SALEM WHITE
CAP**



CHROME KNOBS




**BATH 2 TUB WALL
4X16 HORIZONTAL WHITE
GLOSS STACKED**



**BATH 2 QUARTZ
COUNTERTOP WHITE ICE**



**BATH 2 FAUCET 4"
EVA CHROME**



**BATH 2 FLOORING
24X24 CONTESSA DAMA MT**

Cresswind Palm Beach | 5615 St. Armand's Way, Westlake, FL 33470

