

SHOWCASE HOME | Madison

Street Address: 5029 St. Armands Way

A/C Sq. Ft.: 2360

Bedrooms: 3

Bathrooms: 3

CRESSWIND®

PALM BEACH AT WESTLAKE



ELEVATION: A



HOMESITE: 5.761



© 2022. Prices, homesites, amenities, home designs, square footage and other information subject to errors, changes, omissions, deletions, availability, prior sales and withdrawal at any time without notice. Square footage numbers are approximate and may vary depending on the standard measurement used. Photos and/or drawings of homes may show upgraded landscaping and may not represent the lowest priced homes in the community. All renderings and floorplans in these materials are an artist's conceptual drawings and will vary from the actual plans and homes as built. CGC1509406

KOLTERHOMES®



SHOWCASE HOME FLOORPLAN

****New Construction - Move In Ready**** This brand-new Madison floorplan is situated on an oversized homesite in a gated 55+ community. The home includes 3 bedrooms, 3 bathrooms, and a 2-car garage. This Madison also includes a 4' extension on the owner's suite and lanai with an added 5-foot privacy wall on the lanai providing electric, gas, and water connections for a future summer kitchen. The home also has gas cooking in the kitchen along with a built-in pantry package. The kitchen includes a 3" thick quartz island and 2nd tier upper cabinets as well as LED under-counter lighting. Cresswind Palm Beach residents will enjoy access to a resident-exclusive clubhouse that features pickleball & tennis courts, walking trails, resort-style pool and spa, resistance pool, dog park, event & entertainment areas and bocce courts. The Cresswind SmartFit Training Center also features the EGYM training system. The full-time Lifestyle Director keeps the social and event calendar full of activities for all interests.

SHOWCASE HOME DESIGNER FEATURES | KITCHEN & MAIN FLOORING



**PERIMETER KITCHEN
CABINET CONTEMPRA
VERTICAL DRIFTWOOD**



**ISLAND CABINETS
SUMMIT WHITECAP**



**KITCHEN HARDWARE
BRUSHED NICKEL**



**KITCHEN QUARTZ
COUNTERTOP
INVERNESS EVERLEIGH**



**MAIN LIVING 24 X24
STERLINA WHITE PL**



**KITCHEN FAUCET
CIA BRUSHED
STAINLESS**



**KITCHEN BACKSPLASH
MITZU WHITE GLOSS
ELLIPSE**



**INTERIOR PAINT
SW7006 EXTRA WHITE**

SHOWCASE HOME DESIGNER FEATURES | KITCHEN FANCY PANTY



**PANTRY CABINETS
CONTEMPRA
VERTICAL DRIFTWOOD**



**KITCHEN HARDWARE
BRUSHED NICKEL
HARDWARE**



**PANTRY BACKSPLASH
MITZU WHITE GLOSS
ELLIPSE**



**PANTRY COUNTERTOP
INVERNESS EVERLEIGH**




**INTERIOR PAINT
SW7006 EXTRA WHITE**




**MAIN LIVING 24 X24
STERLINA WHITE PL**

SHOWCASE HOME DESIGNER FEATURES | OWNER'S BATH



**OWNERS BATH
CABINETS SALEM
WHITE CAP**



**OWNERS
HARDWARE CHROME
HANDLES**



**OWNERS QUARTZ
COUNTERTOP
TORQUAY**




**OWNERS SHOWER WALL
12X24 STERLINA WHITE PL**



OWNERS FAUCET 8" VOSS CHROME



**OWNERS MAIN FLOOR
24x24 STERLINA WHITE
PL**



**OWNERS
SHOWER FLOOR
SAVVY SILVER GL PENNY**

SHOWCASE HOME DESIGNER FEATURES | BATH 2



**BATH 2 CABINETS
SALEM NORDIC**



**HARDWARE
CHROME HANDLES**



**BATH 2 TUB WALL
4X16 CATCH WHITE GLOSS
HERRINGBONE INSTALL**



**BATH 2 QUARTZ
COUNTERTOP WHITE ICE**




**BATH 2 FAUCET
VOSS SL CHROME**



**BATH 2 FLOORING
24X24 STERLINA WHITE PL**

SHOWCASE HOME DESIGNER FEATURES | BATH 3



**BATH 3 CABINETS
SALEM WHITE CAP**



**HARDWARE
CHROME HANDLES**



**BATH 3 SHOWER WALL
CATCH SILICONE 4X16
VERTICAL STACKED**




**BATH 3 FLOORING
24X24 NOBLEZA
ASTORGA MATTE**



**BATH 3 QUARTZ
COUNTERTOP WHITE ICE**



**BATH 3 FAUCET
VOSS SL CHROME**



**SHOWER FLOOR
SAVVY WHITE GL PENNY**

Cresswind Palm Beach| 5615 St. Armand's Way, Westlake, FL 33470

