

SHOWCASE HOME | Beverly

Street Address: 228 SE Via Sangro

A/C Sq. Ft.: 1669

Bedrooms:3

Bathrooms:2

Price:

Move-In Date: April - May

KOLTER HOMES®



ELEVATION: B



HOMESITE: 158

Kolter at Rivella - Color Scheme C-3 - Front Door: SW7619 Labradorite, Garage Door: SW7005 Pure White, Roof: BelAir Royal Palm, Shutter: Bronze, Trim: SW7005 Pure White, Stucco, Siding, Batten and Shake: SW6190 Filmy Green



© 2022. Prices, homesites, amenities, home designs, square footage and other information subject to errors, changes, omissions, deletions, availability, prior sales and withdrawal at any time without notice. Square footage numbers are approximate and may vary depending on the standard measurement used. Photos and/or drawings of homes may show upgraded landscaping and may not represent the lowest priced homes in the community. All renderings and floorplans in these materials are an artist's conceptual drawings and will vary from the actual plans and homes as built. CGC1509406

KOLTERHOMES®



SHOWCASE HOME FLOORPLAN

THE BEVERLY

3 Bedroom, 2 Full Bath, Covered Lanai and 2-Car Garage

Options:

Bedroom 3 In Lieu of Flex

5' Privacy wall with pre-plumb for summer kitchen

SHOWCASE HOME FEATURE HIGHLIGHTS


KITCHEN DETAILS

- Gourmet Kitchen w/Gas Cooktop
- Curved Chimney Wall Mount Hood
- GE Profile French Door Refrigerator
- Cabinets in Alabaster
- Quartz 3" Edge on Island
- Under Cabinet Lighting
- 2 Light outlets above the Island for pendants
- Stainless Steel Single Bowl Undermount Sink
- Vented wood shelving in pantry





DESIGNER FEATURES

- 4' Owner's suite & Dining extension
- Raised TV Option in Great Room
- 8 Surface Mount LEDs w/2 3-Way switches in Great Room & Dining
- 6 Surface Mount LEDs in Owner's Suite,
- 4 Surface mount LEDs in Bedroom 2, Bedroom 3, and on covered Lanai
- 42" Laundry Room Cabinets
- Laminate wood floor through main living area, owner's suite, bedroom 2 & bedroom 3
- Gutters on all 4 sides of home
- 8" flat baseboard throughout with matching door casings


SHOWCASE HOME DESIGNER FEATURES | KITCHEN

CABINETSCOUNTERTOP
QUARTZFAUCET
SPOT RESISTANT STAINLESSMAIN FLOORINGBACKSPLASHSINK
STAINLESS STEELCABINET HARDWARE

SHOWCASE HOME DESIGNER FEATURES | MASTER BATH

CABINETSCOUNTERTOP
QUARTZFLOORINGWALL TILEPLUMBINGCABINET HARDWARELISTELLOSHOWER FLOOR

SHOWCASE HOME DESIGNER FEATURES | BATH #2

CABINETSCOUNTERTOP
QUARTZFLOORINGWALL TILEPLUMBINGCABINET HARDWARE