

SHOWCASE HOME | Caroline

KOLTER HOMES®

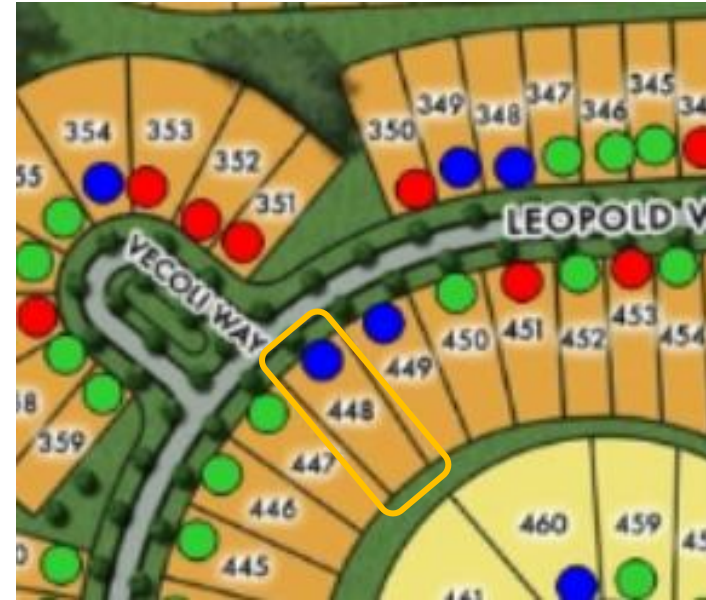
Street Address: 12580 SW Leopold Way

A/C Sq. Ft.: 1,788

Bedrooms: 3

Bathrooms: 2

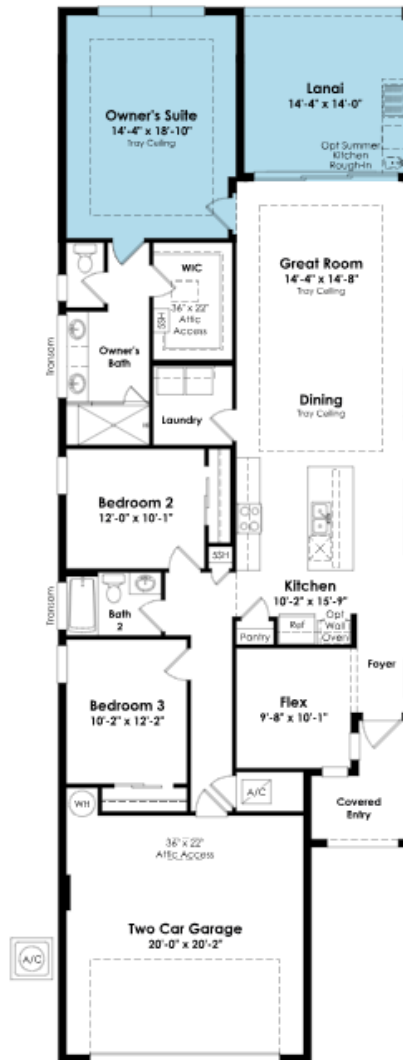
Move-In Date: June, July, August



ELEVATION: C

HOMESITE: 07.0448

Exterior Color Package: Exterior Color Package C2 - Coastal Scheme 2 - Exterior Body, Garage Door, Facia, Faux Hardie & Trim: SW 7005 Pure White - Front Entry Door: SW 7621 Silvermist - Shutter: Bronze - Roof Color: Eagle - Belair, Royal Palm 4516 - Paver Color: 4x8 Slate Herringbone - Windows: White - Gutters: Eggshell.



SHOWCASE HOME FLOORPLAN

THE CAROLINE

This 3 Bedroom, 2 Bath floorplan provides an open main living space. The spacious main living area overlooks the Covered Lanai through a large triple slider, while the Owner's Suite provides you with privacy in the rear of the home.

SHOWCASE HOME FEATURE HIGHLIGHTS

KITCHEN DETAILS


- 30" GE Profile Cooktop
- GOURMET Kitchen
- Cabinet Crown Moulding
- Dal Calacatta Alabaster Square Quartz Countertops
- Laminate Wood Flooring
- Under Cabinet Lighting
- Stainless Steel Single Bowl Undermount Sink

DESIGNER FEATURES

- 4' Owner's Suite & Lanai Extension
- 12' Wide x 10' Tall Sliding Glass Door
- Laminate Wood Flooring in Owner's Suite, Bedroom 2 & Bedroom 3
- Frameless Shower in Owner's Bath
- Cabinets in Laundry Room
- Upgraded Lighting Package Throughout
- Laminate Wood Flooring in Flex Room

SHOWCASE HOME DESIGNER FEATURES | KITCHEN

CABINETS



**CABINET
HARDWARE**



BP53721-G10

BP53717-G10

**COUNTERTOP
QUARTZ**



Calacatta Alabaster – QTZ L3

FAUCET



SINK



**MAIN
FLOORING**




Gulf Sand | 05W



SHOWCASE HOME DESIGNER FEATURES | OWNERS BATH

CABINETS

CABINET
HARDWARE

BP53721-G10

COUNTERTOP
QUARTZ

Weybourne- QTZ L2

PLUMBING



FLOORING

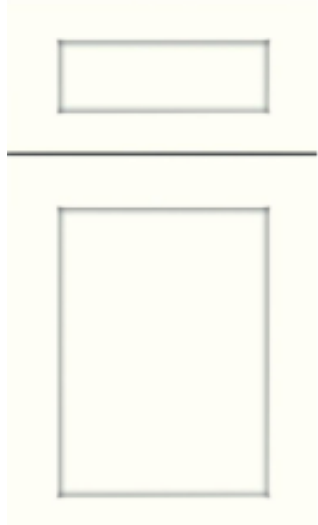


WALL TILE

SHOWER
FLOOR

SHOWCASE HOME DESIGNER FEATURES | BATH #2

CABINETS

CABINET
HARDWARE

BP53721-G10

COUNTERTOP
QUARTZ

Weybourne- QTZ L2

PLUMBING



FLOORING



WALL TILE

